


HOW TO DRAW

CACTUS KID

WITH EMMANUEL GUERRERO



1. FIRST START WITH HIS HEAD.



2. ADD EYES AND HIS PRICKLY PEAR.




3. GIVE HIM SOME ATTITUDE!




4. NEXT, DRAW HIS ARMS AND HIS ROUND BODY.



5. THEN SOME LEGS CAUSE HE'S ALWAYS ON THE MOVE!



6. NOW ADD HIS CACTUS SPINES AND LINES.



7. FINALLY, GIVE HIM SOME COLOR.



8. DON'T FORGET TO ADD MAGIC!!

